


10 Steps To Catch More Fish



Matching Hatches Made Easy: 10 Steps to Catch More Fish

★★★★★ 4.7 out of 5

Language : English
File size : 23444 KB
Text-to-Speech : Enabled
Screen Reader : Supported
Enhanced typesetting : Enabled
Word Wise : Enabled
Print length : 208 pages

FREE

DOWNLOAD E-BOOK



Fishing is a popular pastime enjoyed by people of all ages. It can be a relaxing way to spend time outdoors, and it can also be a great way to catch dinner. However, fishing can also be a challenging activity, especially if you're not sure what you're doing.

If you're looking to improve your fishing skills, then you're in the right place. In this article, we'll provide you with 10 essential steps that will help you catch more fish.

1. Choose the Right Location

The first step to catching more fish is choosing the right location. Not all bodies of water are created equal, and some are more likely to hold fish than others. When choosing a fishing spot, consider the following factors:

- **Type of water:** Fish can be found in both freshwater and saltwater. The type of water you choose will depend on the species of fish you're targeting.
- **Depth of water:** Fish can be found at a variety of depths. The depth of water you choose will depend on the species of fish you're targeting and the time of year.
- **Structure:** Fish are often attracted to structure, such as rocks, logs, and weeds. When choosing a fishing spot, look for areas with plenty of structure.
- **Current:** Fish can be found in both still water and moving water. The current can affect the behavior of fish, so it's important to consider the current when choosing a fishing spot.

2. Use the Right Bait or Lure

The next step is to choose the right bait or lure. The type of bait or lure you use will depend on the species of fish you're targeting. Some popular baits and lures include:

- **Live bait:** Live bait, such as worms, minnows, and crayfish, is often the most effective way to catch fish. However, live bait can be difficult to find and keep alive.
- **Artificial bait:** Artificial bait, such as lures and jigs, can be just as effective as live bait. Artificial bait is often easier to find and keep, and it can be used to catch a variety of fish species.

3. Use the Right Technique

The way you fish will also affect your success. There are a variety of fishing techniques, and the best technique for you will depend on the species of fish you're targeting and the conditions you're fishing in. Some popular fishing techniques include:

- **Casting:** Casting is a technique where you cast a line out into the water and then reel it back in. Casting can be used to catch fish at a variety of depths and distances.
- **Trolling:** Trolling is a technique where you drag a bait or lure behind a boat. Trolling can be used to cover a lot of water and find fish that are suspended in the water column.
- **Jigging:** Jigging is a technique where you move a bait or lure up and down in the water. Jigging can be used to catch fish that are near the bottom of the water column.

4. Be Patient

Fishing can be a slow process, so it's important to be patient. Don't get discouraged if you don't catch a fish right away. Keep casting and reeling, and eventually you'll be rewarded with a bite.

5. Don't Give Up

If you're not having any luck, don't give up. Keep trying different locations, baits, and lures. Eventually you'll find a combination that works.

6. Learn from Others

One of the best ways to improve your fishing skills is to learn from others. Talk to other anglers, read books and articles about fishing, and watch fishing videos. The more you learn, the better you'll become at catching fish.

7. Practice, Practice, Practice

The best way to improve your fishing skills is to practice. The more you fish, the better you'll become at casting, setting the hook, and landing fish.


8. Have Fun

Fishing should be a fun and enjoyable activity. Don't get too caught up in trying to catch fish. Relax and enjoy the experience.


Catching more fish is not a difficult task, but it does require some knowledge and skill. By following the 10 steps outlined in this article, you can improve your fishing skills and catch more fish.

Matching Hatches Made Easy: 10 Steps to Catch More Fish

★★★★☆ 4.7 out of 5




Language	: English
File size	: 23444 KB
Text-to-Speech	: Enabled
Screen Reader	: Supported
Enhanced typesetting	: Enabled
Word Wise	: Enabled
Print length	: 208 pages



Bedtime Story in English and American Sign Language: A Journey of Communication and Connection

Embark on a captivating storytelling journey with 'Bedtime Story in English and American Sign Language,' a remarkable book that bridges the gap...



Unlock Your Compensation Plan Potential: An In-Depth Exploration with Peter Spary's Guide

In the realm of sales and network marketing, the compensation plan serves as the cornerstone of earning potential. Understanding the intricacies of your plan is crucial for...