


The Essential Guide to Theatre in Education

Collected Wisdom and Practical Advice from the Field

Theatre in Education (TIE) is a powerful tool for teaching and learning. It can be used to engage students in a variety of subjects, from history and social studies to science and math. TIE can also help students develop important life skills, such as communication, teamwork, and problem-solving.



Playwriting and Young Audiences: Collected Wisdom and Practical Advice from the Field (Theatre in Education) by KYMANI FORDE

★★★★★ 5 out of 5

Language : English
File size : 838 KB
Text-to-Speech : Enabled
Screen Reader : Supported
Enhanced typesetting : Enabled
Word Wise : Enabled
Print length : 218 pages



This comprehensive guide to TIE offers invaluable insights and practical advice from leading practitioners in the field. Covering a wide range of topics, from developing TIE programs to working with diverse audiences, this book is an essential resource for anyone interested in using theatre as a tool for education and social change.

What is Theatre in Education?

TIE is a type of applied theatre that uses theatre techniques to teach and engage students. TIE programs can be found in schools, community centers, and other settings. They may be short-term or long-term, and they may focus on a specific subject or theme.

There are many different approaches to TIE. Some programs use traditional theatre techniques, such as plays and improvisation, while others use more innovative approaches, such as storytelling and interactive performances. The best approach for a particular TIE program will depend on the age and needs of the students involved.

Benefits of Theatre in Education

TIE offers a number of benefits for students, including:

- Improved academic achievement
- Enhanced critical thinking skills
- Increased creativity
- Improved communication skills
- Developed teamwork skills
- Problem-solving skills
- Social and emotional development

TIE can also be used to address a variety of social issues, such as bullying, racism, and poverty. By creating safe and supportive spaces for students to explore these issues, TIE can help them to develop empathy and understanding.

Developing a Theatre in Education Program

If you are interested in starting a TIE program, there are a few things you should keep in mind.

- **Define your goals.** What do you hope to achieve with your TIE program? Are you interested in improving academic achievement, developing life skills, or addressing a particular social issue?
- **Identify your audience.** Who will be participating in your TIE program? What are their ages, interests, and needs?
- **Choose a topic or theme.** What will your TIE program be about? Will it focus on a specific subject or issue, or will it be more general?
- **Develop your curriculum.** What activities will you include in your TIE program? How will you assess student learning?
- **Find a teaching artist.** A teaching artist is a trained professional who can help you to develop and deliver your TIE program. Teaching artists can be found through schools, community centers, and other organizations.
- **Plan your schedule.** How often will your TIE program meet? How long will each session be?
- **Evaluate your program.** It is important to evaluate your TIE program on a regular basis to ensure that it is meeting your goals.


Working with Diverse Audiences

One of the challenges of working in TIE is working with diverse audiences. Students come from a variety of backgrounds and experiences, and it is important to be able to create a safe and welcoming space for all students.

Here are a few tips for working with diverse audiences:

- **Be aware of your own biases.** We all have biases, and it is important to be aware of them so that they do not interfere with your work. Take time to reflect on your own beliefs and values, and how they might affect your interactions with students.
- **Learn about different cultures.** Make an effort to learn about the different cultures represented in your classroom. This will help you to understand your students' perspectives and experiences.
- **Create a safe and welcoming space.** All students should feel safe and welcome in your classroom. This means creating an environment where everyone is respected and valued.
- **Use culturally responsive teaching practices.** Culturally responsive teaching practices are teaching practices that are sensitive to the cultural backgrounds of students. These practices can help to make your teaching more effective and engaging for all students.

Theatre in Education is a powerful tool for teaching and learning. It can be used to engage students in a variety of subjects, develop important life skills, and address social issues. If you are interested in using theatre as a tool for education and social change, this comprehensive guide is an essential resource.



Playwriting and Young Audiences: Collected Wisdom and Practical Advice from the Field (Theatre in Education) by KYMANI FORDE

★★★★★ 5 out of 5

Language : English


File size : 838 KB

Text-to-Speech : Enabled
Screen Reader : Supported
Enhanced typesetting : Enabled
Word Wise : Enabled
Print length : 218 pages



Bedtime Story in English and American Sign Language: A Journey of Communication and Connection

Embark on a captivating storytelling journey with 'Bedtime Story in English and American Sign Language,' a remarkable book that bridges the gap...



Unlock Your Compensation Plan Potential: An In-Depth Exploration with Peter Spary's Guide

In the realm of sales and network marketing, the compensation plan serves as the cornerstone of earning potential. Understanding the intricacies of your plan is crucial for...